



# CECC NEWS

Central Early Childhood Center Newsletter

**Happy Easter!**



**CECC will be closed on Friday, April 2nd  
& Monday, April 5th  
for Good Friday &  
Easter Monday holidays.**

## **Week of the Young Child Activities—April 12-16!**

Week of the Young Child is April 12th—16th! To celebrate we like to have special Spirit Days (dress up days), as well as some fun family activities too!

### **Dress Up/Spirit Days:**


**4/12 Masks Monday** —Dress up or decorate a mask to wear.

**4/13 Tired Tuesday** aka Pajama Day!

**4/14 Winner Wednesday**—Wear your favorite team's colors or shirt.


**4/15 Tacky Thursday**—Dress crazy or mismatched

**4/16 Favorite Friday**—Wear your favorite color, outfit, etc.



**ing!**

Watch for some fun activities and a video link to be emailed out for the book, *How Are You Peel-*



**naeyc®**  
**Week of the**  
**Young Child™**



# CECC NEWS

---



*FYI:*

*ALL students must re-enroll if they want to attend CECC either this summer or next school year.*

*New auto pay forms are required for each new session.*

Enrollment will open to  
the community on  
**Thursday, April 1st.**

*Have you turned in your  
child's enrollment?*

## Process Art Show & Auction

During the Week of the Young Child we will display process art pieces created by the children of each CECC classroom. Each of these items will be up for auction, so be sure to put your bid in for the piece of your choice. The auction will end on Friday, April 16th and winners will be contacted the following week. All proceeds from the auction will go towards funds for materials for future art activities for the children of CECC.





# NEWS OF THE CLASSES

## Room 104 (Young Infants) —Ms. Michelle Garcia

In 104 we will be working on our “Social and Emotional Skills” as the children continue to develop relationships and social interaction with familiar adults. Now that they are getting a little older, some of the children are experiencing some “STRANGER ANXIETY.” Even though in the beginning, the baby would go to other people, smile, and coo at them, this is very normal. And it shall pass, but there are a few things that we can do to help, such as at drop off time, parents are encouraged not to draw too much attention to the fact that they are about to leave, which will leave room for tears and make it harder for the child. Also, at school, I will take them around to see the other classroom and teachers (still keeping a safe distance) so they can get used to seeing other people come and go as I reassure them that they are safe.



We are also learning to play together. They are starting to follow each other around the room, smile, and laugh at each other. They are wanting to try what the other is doing. They especially love to play at the activity table, each taking a turn to push a button and seeing what it is going to do or what sound it will make.



## Room 101 (Older Infants) -

**Ms. Sara Noreña & Ms. Kerra Wilborn, with Sally Dux**

We’ve been having fun in 101. Our class is able to go upstairs to the open space of the treehouse. The children keep busy with riding toys, large balls, an elevated platform to practice balancing skills, and there are baby dolls to dress. The children make use of their hand/eye coordination and cognitive skills while sorting shapes and learning colors. Using markers and crayons to draw on paper has been another rewarding challenge. The best exploration comes on the days when the warmer weather takes us out to the playground. There has been mud, but there has also been freedom to dig, throw, climb and slide. And back in the classroom, we continue to enjoy books, songs, puppets, and exploration.








# NEWS OF THE CLASSES

## Room 107 (Toddlers) - Ms. Erin Guthrie

Have you noticed your little one has experienced some “cabin fever” over the last couple months? (I know I personally have been feeling it!) One thing that can contribute to that feeling is a lack of “big body play”. Big body play refers to what we sometimes call “rowdiness”! As parents, its easy to be anxious about big body play- climbing, jumping off things, chasing, tumbling all carry a risk of injury, and of course none of us want our kids to get hurt. But big body play offers tons of benefits: it allows children the chance to explore and challenge their physical abilities, it encourages social skills and empathy (understanding being gentle, checking on friends when they get a bump, taking turns), plus it gets out some of that pent up wild energy! Studies show that regular opportunity for big body play increases children’s focus and concentration and improves sleep (yay!)



In 107, we’ve been enjoying lots of big body play on the playground and in our classroom! We’ve been using all the slides- even the really big one when we’re feeling extra adventurous! We’re climbing and jumping off the big stumps! We’re rolling tires and pushing spoos! We’re chasing, running, digging and jumping! In the classroom, we’ve been using pop-up tents to explore and play- climbing in them like tunnels, dragging them around, and using our bodies to smash them! In the treehouse, we use scooters and climb the balance bridge! As the weather continues to improve, the opportunity for lots more big body play presents itself and we can’t wait!

## Room 105 (Twos) – Ms. Joyce McKelvy & Ms. Shelby Walz



In March, the children in room 105 began to engage in dramatic play. From pretend roller coasters on the flipped over couch, to sharing the food in the kitchen: the children have been participating in dramatic play for a sustained period of time. We have also been introducing more circle time which consists of mostly songs and books. In the month of April we will be focusing on feelings and emotions. Focusing most on, "What can you do when you feel angry, sad? and, "What can I do to make you feel better?"



We already have a couple of books in the classroom that focus on these feelings and what we can do to calm down. Keep a watch on the boards in the Connect where we post lots more happenings from room 105.



# NEWS OF THE CLASSES

## Room 203 (Older 2's & 3's) –Ms. Jerri Taylor & Ms. Carla Warriner

The children in 203 have really noticed the seasonal changes happening outside. We have taken several walks, discovering moss on trees and magnolia buds, picking up the fuzzy outer petals of the magnolias and sticks (so many sticks), smooshing flying ants, shooing away flies, spying a bunny hopping under the bushes, listening to the birds sing, watching the birds look for worms and fly away when we get too close, splashing in rain puddles, observing the daffodils as they grow a little taller every day and finally bloom, digging for worms, getting brave enough to touch the worms, and even finding a baby slug. Several children are showing an interest in seeds; so we will sort seeds; plant some seeds in pots and outside; and even sprout some beans.

In April we will also continue to work on our social and emotional learning; talking about feelings and how to calm ourselves. We will continue working on our math skills, counting, sorting, and working to recognize 2, 3, 4 at a glance without counting. Many of the children are interested in learning to write the letters in their names and we will work with them on these skills and encourage them along the way.

The children in 203 listen to a favorite story. They often choose fairy tales.



This is a

fishing game Ms. Jerri and the children invented. They wrap a pinecone with yarn and leave a long piece of yarn at the end. Then they bundle up the



## Room 201/207 (3's-5's) - Ms. Adriane LaCaze & Ms. Angela Bowers

Preschool has had a busy month of learning about shapes, rainbows, experiments, and book making! We started the month looking for shapes everywhere we went. From home to school, we found shapes of all sizes. We celebrated these shapes during shape week! Each day we gathered pictures of a certain shape and worked it into all parts of our day. We explored colors during rainbow week. One activity we did was an experiment with liquid watercolors, paper towels, and cups. Each cup had a primary color in it. The children were asked what they thought would happen if we dipped each side of a paper towel into a different color. They documented their hypothesis on paper. After the paper towels were dipped the children documented what happened and we discussed if our hypothesis was correct. We continued to do this throughout the day. The last experiment we did involved baking soda, kool-aid mix, water, and vinegar. We mixed these ingredients in different ways to see what would happen. The children's hypothesis was correct. They guessed that they would change colors! The last thing we have been working on is book making. The children started with a book called Friends. Each day during journal time, the children were asked to write or draw a page about their friends. We plan to continue working on those writing skills in the coming months. We are currently working on a book about sticks!







Easter is right around the corner! Although your Easter celebration might look different this year due to pandemic, it's a great time to talk to your child about faith. But, how do you talk to your young kids about Easter without scaring them to death?

The first time that question occurred to me was many years ago, when I was leading a preschool chapel service at another church. I was well into the familiar story of Jesus' death on the cross when I noticed lots of little wide eyes staring at me, some with tears starting to well up. I panicked and started backtracking as fast as I could. I can't remember how I managed to get out of that mess, but I wouldn't be surprised if I had told them the Easter bunny met Jesus on Easter Day and left him a gigantic Reese's chocolate egg. As any parent knows, you do what you have to do to avoid a young child's emotional meltdown.

So, how do you talk about Easter to your little one? In subsequent years, I began the story this way: "I'm about to tell you a story that has a scary sad part in it, but there's a really happy ending, and so let's get through the scary sad part together, and then we'll get to the happy ending." Then I talk about the bad guys who killed Jesus (no description of the rigors of the cross for young children), and how sad all his friends were. But then there was Easter morning, and Jesus was alive again! Jesus saw his friends, and they were all so happy to be together. And then I use this time to teach the kids that love always wins, and that there is new life even after death. For children that have known loss, such as a grandparent, Easter can be a good time to remember that their loved one is alive forever with God. You don't need to go into great theological detail, but the promise of Easter can help all of us (of any age) face the challenges of life with hope. And, of course, the Reese's chocolate eggs are a huge bonus, too!

Happy Easter! If you're looking for a faith community to be with on Easter morning, we'll be online at 10 a.m. on Easter Sunday. Find the links at [connectatcentral.com](http://connectatcentral.com).

*Sally*

Rev. Dr. Sally Haynes, Pastor Central UMC  
[Sally@connectatcentral.com](mailto:Sally@connectatcentral.com)

Hey, hey Central! What an exciting time in Kansas City. Vaccinations are happening, spring is...springing? The geese are coming back finally so let's party, as my slightly crazy grandma would say. In the life of our kiddos, on our private Facebook page (Children's Ministry of Central UMC, KCMO...be sure to join the group!), I've been doing a weekly bedtime story where I put on a silly adult onesie, read a book, and then our kiddos interact with the post. It's been SO much fun, and I hope you all are able to join me soon! Love you each so dearly!!



*Ash*

Ash Mason (She/her)  
 Director of Educational Ministries/LGBT Outreach  
 913.489.7849  
 Central United Methodist Church



# April & May 2021 Calendar

**Apr 1** Enrollment starts for Community

In person enrollment 4:30pm—5:30pm

**2-5** Good Friday & Easter Monday- **CECC & Church closed**

**12-16** Week of the Young Child—Dress up days, fun activities  
& Silent Art Auction of Children's Process Art

**May 3-7**  **Teacher Appreciation Week** 

**7** **Staff Inservice – CECC** **closed**

**28** Last Day, Field Day tbd, close at 2:00pm  
(no PM extended day)

**31** Memorial Day-CECC closed



## April Birthdays!

<b>Henry Loudon</b>	<b>4/3</b>	<b>Room 104</b>
<b>Emily Conaghan</b>	<b>4/16</b>	<b>Room 107</b>
<b>Will Hassler</b>	<b>4/17</b>	<b>Room 105</b>
<b>Joyce McKelvy*</b>	<b>4/24</b>	<b>Room 105</b>
<b>Melina Cutucache</b>	<b>4/30</b>	<b>Room 104</b>

*\*staff*



Check us out on our website!  
[www.centralearlychildhood.com](http://www.centralearlychildhood.com)

5144 Oak Street  
Kansas City, MO 64112  
Phone: 816-753-1844  
Email: [central\\_ecc@yahoo.com](mailto:central_ecc@yahoo.com)